

Trading Central “Technical Insight” User Guide

Quick Start Guide for Technical Insight

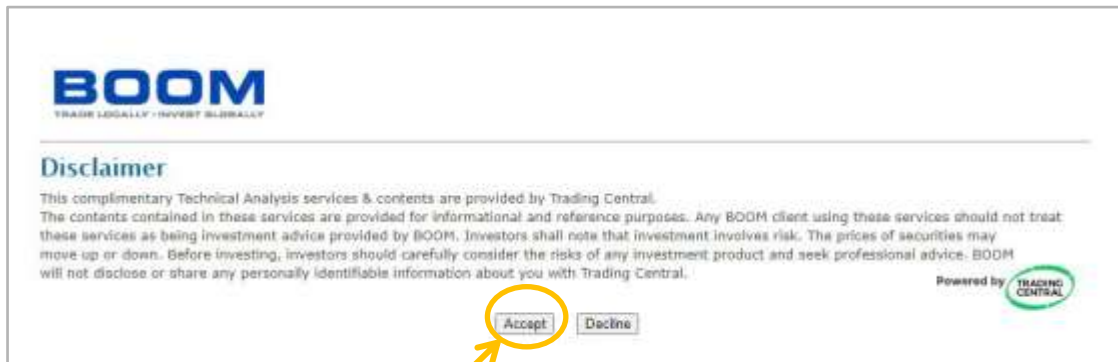
To launch Trading Central (Technical Insight), login your account and go to “Quotes & News” >> “Trading Central” >> “Technical Insight”.



The screenshot shows the BOOM trading platform interface. The top navigation bar includes 'My Portfolio', 'My Watchlists', 'Trade & Status', 'Subscribe', 'Search for Stocks', 'Quotes & News', and 'Funds & Account'. The 'Quotes & News' menu is expanded, showing 'Quotes', 'Real-time Quotes', 'Trading Central', and 'Master Views'. The 'Trading Central' menu item is highlighted with a yellow box, and its sub-menu is visible, with 'Technical Insight' also highlighted with a yellow box. Below the navigation bar, the 'My Portfolio | Cash Account' section is visible, showing market data for HSI and HSCCI, and a table of holdings.

Code	Stock	Quantity	Cur	Avg. Cost* (Indicative)	Last (delayed)
HK 00388	Hong Kong Exchanges & Clearing Ltd	3,000	HKD	280.000	292.000

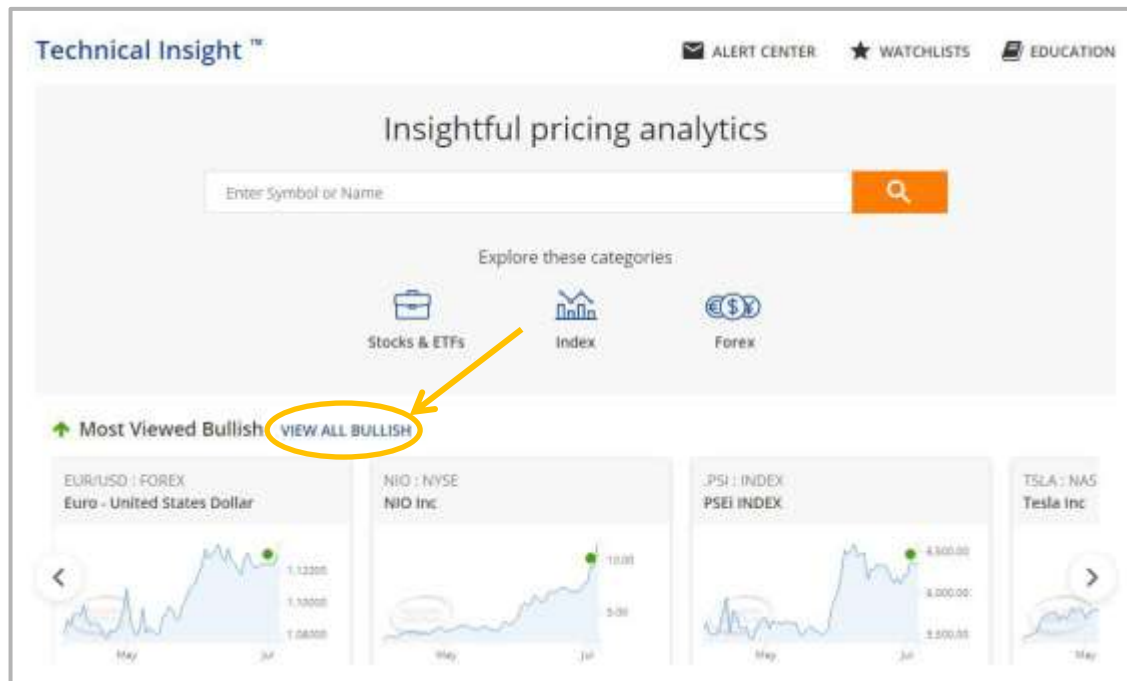
If it is the first time you access the tool, you are required to accept the disclaimer before you start using it. Click “Accept” to continue.



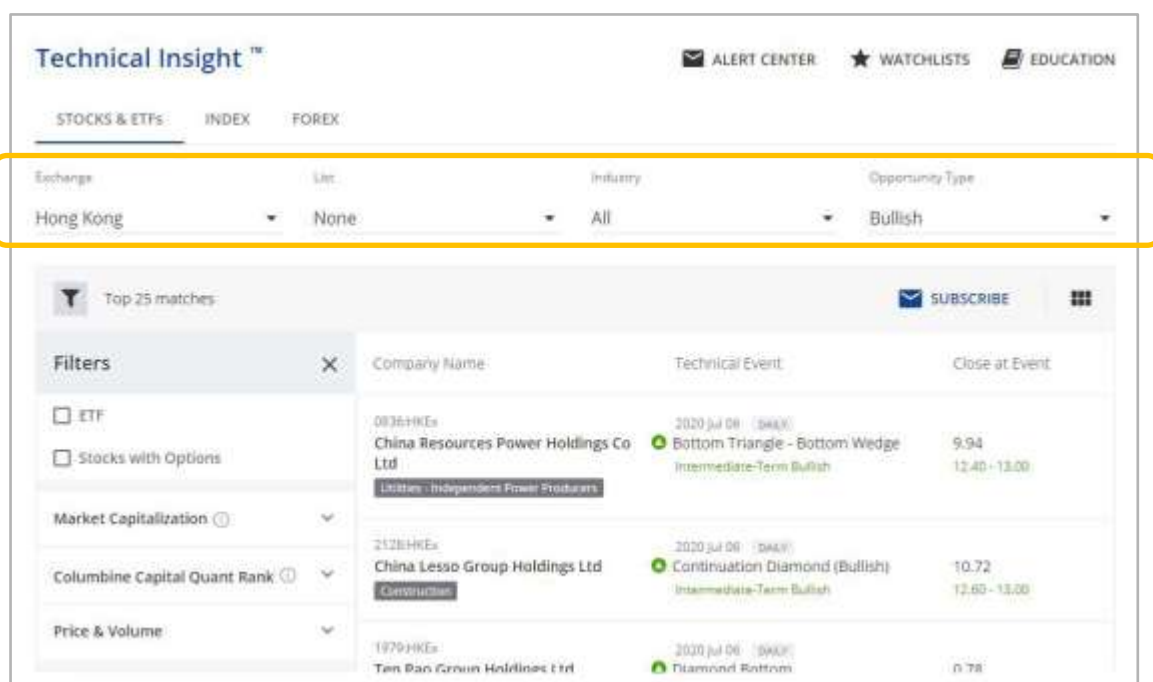
The screenshot shows the BOOM disclaimer screen. The text reads: "This complimentary Technical Analysis services & contents are provided by Trading Central. The contents contained in these services are provided for informational and reference purposes. Any BOOM client using these services should not treat these services as being investment advice provided by BOOM. Investors shall note that investment involves risk. The prices of securities may move up or down. Before investing, investors should carefully consider the risks of any investment product and seek professional advice. BOOM will not disclose or share any personally identifiable information about you with Trading Central." Below the text are two buttons: "Accept" and "Decline". The "Accept" button is highlighted with a yellow circle and a yellow arrow pointing to it. The BOOM logo is at the top left, and the Trading Central logo is at the bottom right.

This is the landingpage of the “Technical Insight”. You can either check the technical analysis of specific stocks and categories, or screen out the most bullish or bearish stocks of the whole market.

Here we will show you how to find out the most technical bullish stocks in the market. Click “VIEW ALL BULLISH” to continue.



You can select stocks listed on other exchanges by changing the setting from “Exchange” drop down menu. For “List” setting, it is the pre-set lists from Trading Central for specific kinds or themes of stocks. “Industry” is the setting for selecting the sectors and industries of stocks. “Opportunity Type” is filtering out the stocks by the direction of stocks.



In this case, you will now see the most bullish stocks and ETFs that are listed on Hong Kong market. On the left hand side there are filters that help you to narrow down the results which are listed on the right hand side.

If you want to save the filter settings, you can click “SUBSCRIBE” and the setting will be saved in the “ALERT CENTER”. Remember to go to the “ALERT CENTER” and enter your email address to receive the alert.

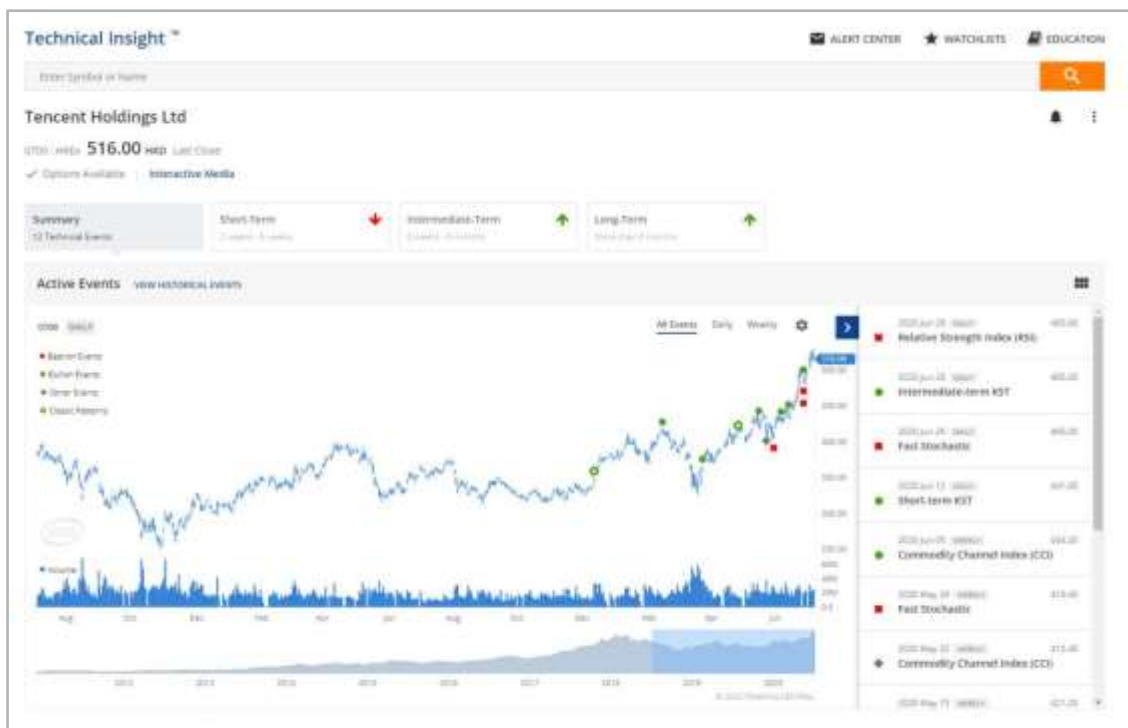
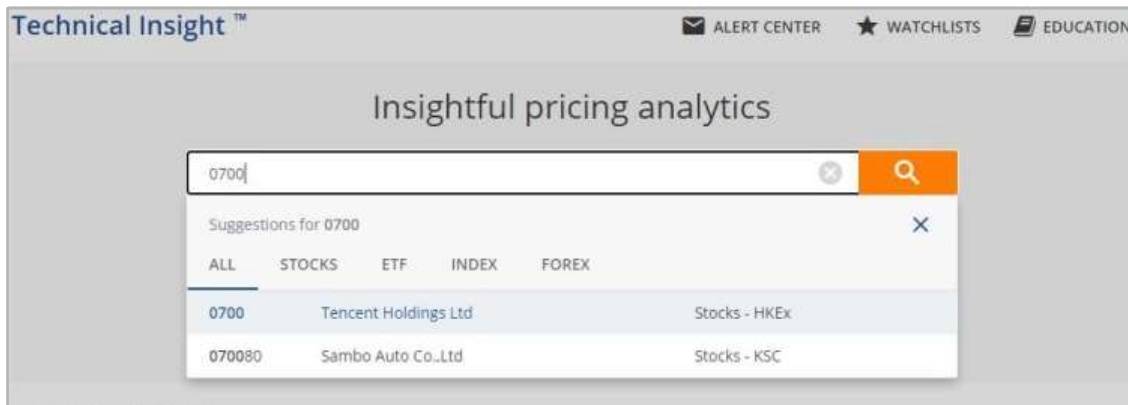
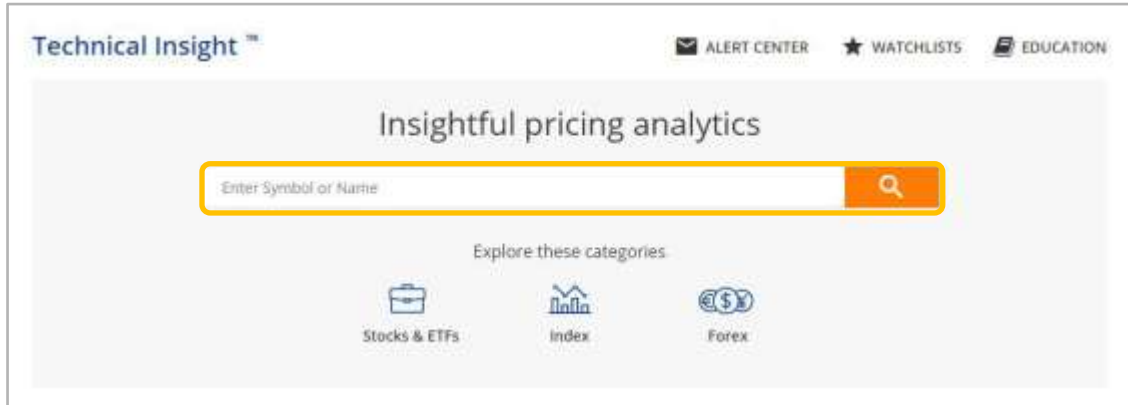
The screenshot shows the 'Technical Insight' interface. At the top right, there are navigation links for 'ALERT CENTER', 'WATCHLISTS', and 'EDUCATION'. Below these are tabs for 'STOCKS & ETFs', 'INDEX', and 'FOREX'. The main area has filters for 'Exchange' (Hong Kong), 'List' (None), 'Industry' (All), and 'Opportunity Type' (Bullish). A 'SUBSCRIBE' button is highlighted in a yellow box. Below the filters is a table of 'Top 25 matches' with columns for 'Company Name', 'Technical Event', and 'Close at Event'. Three stocks are listed: China Resources Power Holdings Co Ltd, China Lesso Group Holdings Ltd, and Ten Dan Green Holdings Ltd. The 'SUBSCRIBE' button is also highlighted in a yellow box.

Company Name	Technical Event	Close at Event
0836 HKEx China Resources Power Holdings Co Ltd Utilities - Independent Power Producers	2020 Jul 06 [BACK] Bottom Triangle - Bottom Wedge Intermediate-Term Bullish	9.94 12.40 - 13.00
2120 HKEx China Lesso Group Holdings Ltd Construction	2020 Jul 06 [BACK] Continuation Diamond (Bullish) Intermediate-Term Bullish	10.72 12.80 - 13.00
1879 HKEx Ten Dan Green Holdings Ltd	2020 Jul 06 [BACK] Diamond Bottom	8.78

The screenshot shows the 'Alert Center' interface. At the top, there is a header 'Alert Center' and a form to enter an email address, which is highlighted with a yellow box. Below this is a sidebar with navigation options: 'All', 'New Opportunities', 'Symbol', and 'Stop'. The main area is titled 'New Opportunities (Subscribed)' and contains the text 'Nothing subscribed yet'. Below this is a button labeled 'FILTER TECHNICAL EVENTS'. At the bottom, there is a section for 'Symbol (Alerts)' with the text 'No alerts' and a note: 'Try searching for technical insight on a specific symbol and turn on ALERTS for technical'.

If you want to check the technical analysis or signals of a specific stock, enter stock symbol or name in the search box.

(TIPS: For Hong Kong stocks symbols which is less than 4 digits, remember to input the “0”. For example, for Tencent Holdings Ltd, enter “0700” instead of “700”.)



Finally, if you want to learn more about technical analysis knowledge, feel free to click “EDUCATION” and there are many technical indicators, patterns and events for you to learn. If you want to learn more advanced tutorial about the Trading Central platform, check out the official YouTube channel of Trading Central:
<https://www.youtube.com/c/TradingCentral/playlists>

The screenshot shows the 'Technical Insight' interface. At the top right, the 'EDUCATION' button is highlighted with a yellow box. Below the navigation tabs, there are filters for Exchange (Hong Kong), List (None), Industry (All), and Opportunity Type (Bullish). The main content area displays 'Top 25 matches' with a 'SUBSCRIBE' button. A table lists technical events for three companies:

Filters	Company Name	Technical Event	Close at Event
<input type="checkbox"/> ETF <input type="checkbox"/> Stocks with Options	0836 HKEx China Resources Power Holdings Co Ltd <i>Utilities - Independent Power Producers</i>	2020 Jul 06 10:45 Bottom Triangle - Bottom Wedge Intermediate-Term Bullish	9.94 12.40 - 13.00
Market Capitalization Columbine Capital Quant Rank	2120 HKEx China Lesso Group Holdings Ltd <i>Construction</i>	2020 Jul 06 10:45 Continuation Diamond (Bullish) Intermediate-Term Bullish	10.72 12.80 - 13.00
Price & Volume	1929 HKEx Ten Dao Group Holdings Ltd	2020 Jul 06 10:45 Diamond Bottom	0.78