

Trading Central “Technical Insight” User Guide

Quick Start Guide for Technical Insight

To launch Trading Central (Technical Insight), login your account and go to “Quotes & News” >> “Trading Central” >> “Technical Insight”.

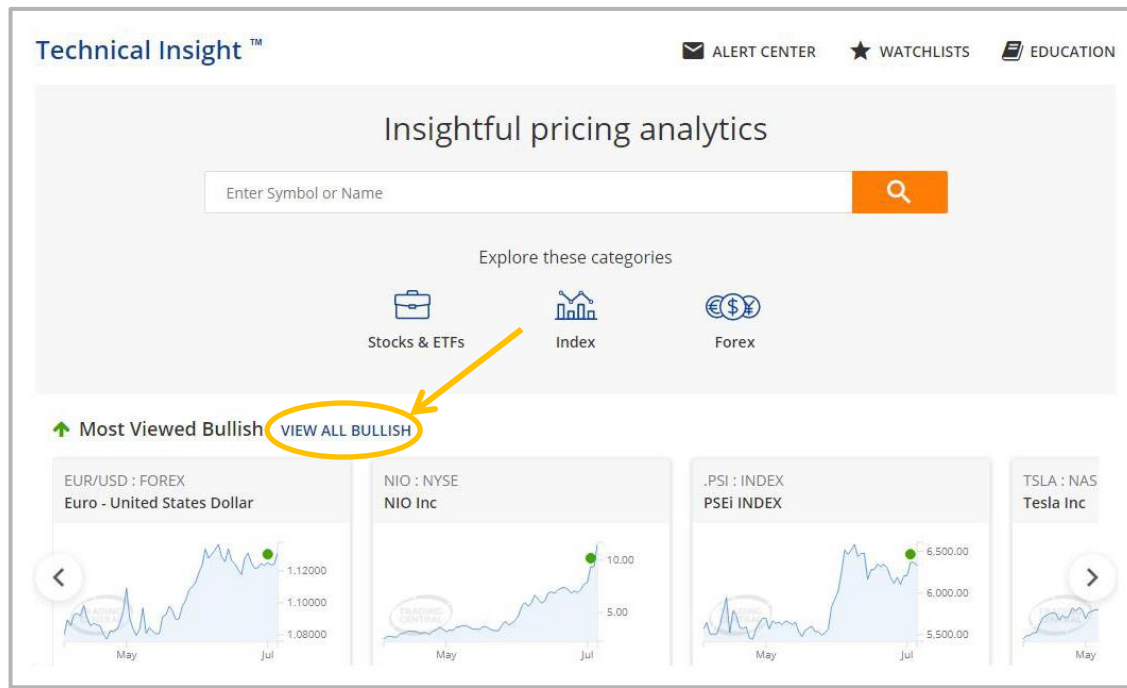
The screenshot shows the BOOM trading platform interface. The top navigation bar includes 'Quick Links', '[+] Feedback', 'Logout', 'Eng', and '繁體'. The main navigation bar has 'My Portfolio', 'My Watchlists', 'Trade & Status', 'Subscribe', 'Search for Stocks', 'Quotes & News', and 'Funds & Account'. The 'Quotes & News' dropdown menu is open, showing 'Quotes', 'Trading Central', and 'Master Views'. 'Technical Insight' is highlighted under 'Trading Central'. The 'Real-time Quotes' section lists options like 'Subscribe Now', 'Launch H.K. Real Time Quotes', etc. The 'Master Views' section lists 'Dr. Chan', 'SamYan', 'Mr. BOOM', and 'MONEX Financial Reviews'. The main content area shows 'My Portfolio | Cash Account' with market data for HSI and HSCEI, a table for 'My Portfolio' (listing Hong Kong Exchanges & Clearing Ltd), and a 'Market' dropdown set to 'ALL'.

If it is the first time you access the tool, you are required to accept the disclaimer before you start using it. Click “Accept” to continue.

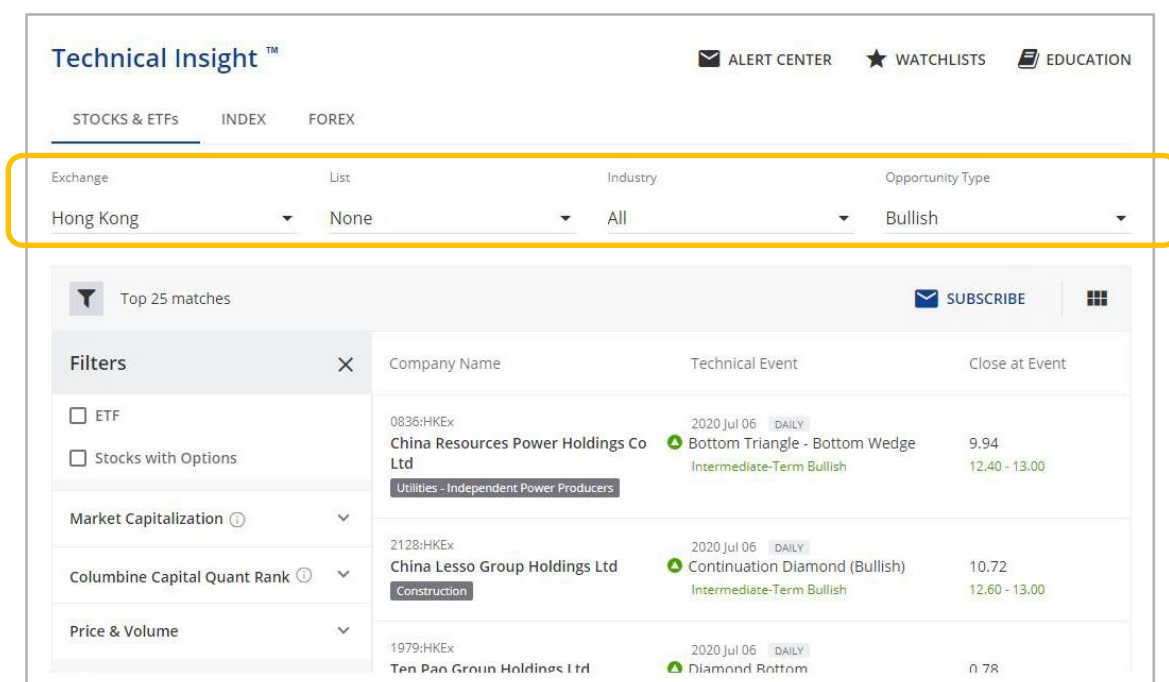
The screenshot shows the BOOM disclaimer page. The BOOM logo is at the top left. The title is 'Disclaimer'. The text reads: 'This complimentary Technical Analysis services & contents are provided by Trading Central. The contents contained in these services are provided for informational and reference purposes. Any BOOM client using these services should not treat these services as being investment advice provided by MONEX BOOM. Investors shall note that investment involves risk. The prices of securities may move up or down. Before investing, investors should carefully consider the risks of any investment product and seek professional advice. MONEX BOOM will not disclose or share any personally identifiable information about you with Trading Central.' At the bottom right, it says 'Powered by TRADING CENTRAL'. At the bottom center, there are two buttons: 'Accept' and 'Decline'. The 'Accept' button is circled in yellow, and a yellow arrow points to it from the bottom left.

This is the landscape of the “Technical Insight”. You can either check the technical analysis of specific stocks and categories, or screen out the most bullish or bearish stocks of the whole market.

Here we will show you how to find out the most technical bullish stocks in the market. Click “VIEW ALL BULLISH” to continue.



You can select stocks listed on other exchanges by changing the setting from “Exchange” drop down menu. For “List” setting, it is the pre-set lists from Trading Central for specific kinds or themes of stocks. “Industry” is the setting for selecting the sectors and industries of stocks. “Opportunity Type” is filtering out the stocks by the direction of stocks.



In this case, you will now see the most bullish stocks and ETFs that are listed on Hong Kong market. On the left hand side there are filters that help you to narrow down the results which are listed on the right hand side.

If you want to save the filter settings, you can click “SUBSCRIBE” and the setting will be saved in the “ALERT CENTER”. Remember to go to the “ALERT CENTER” and enter your email address to receive the alert.

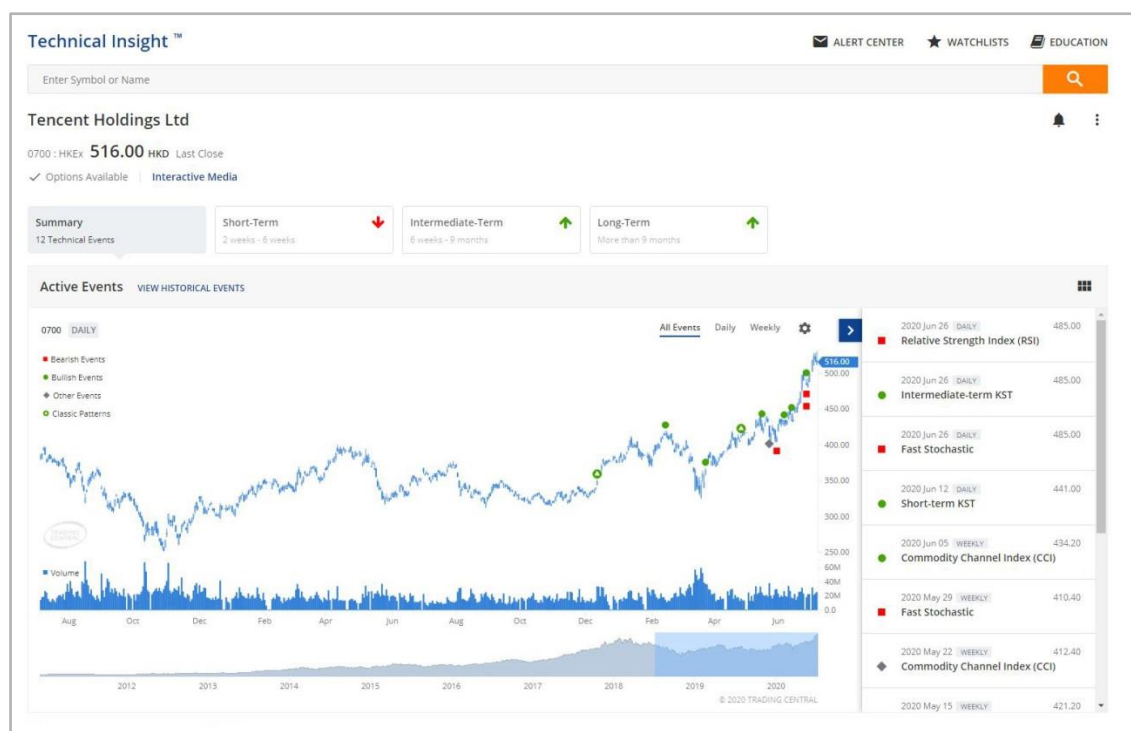
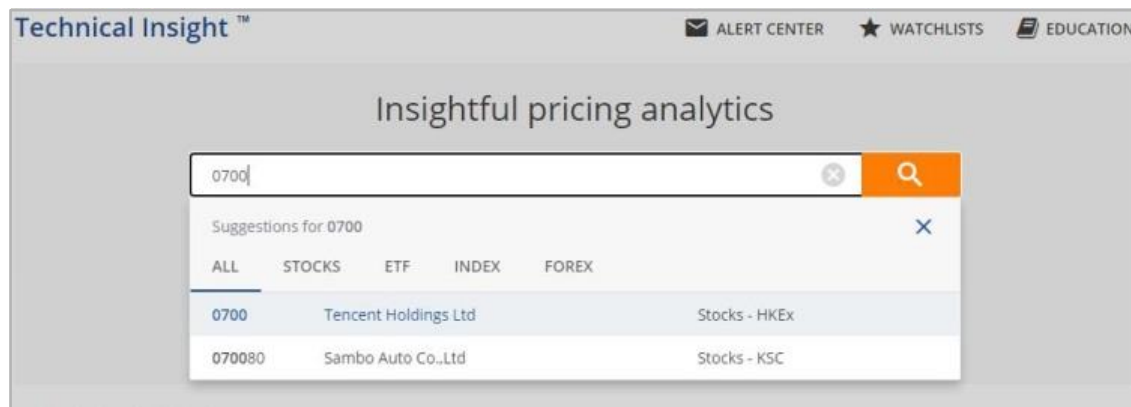
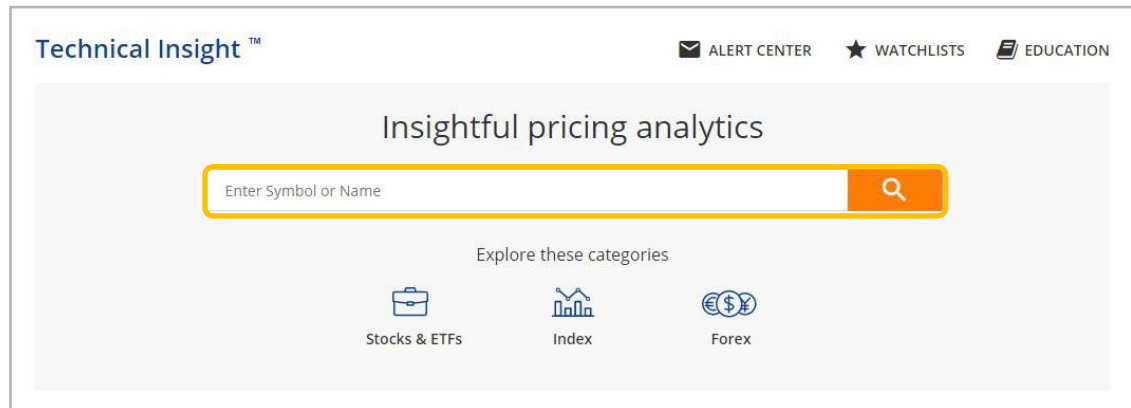
The screenshot shows the 'Technical Insight' interface. At the top, there are navigation links for 'ALERT CENTER', 'WATCHLISTS', and 'EDUCATION'. Below this, there are tabs for 'STOCKS & ETFs', 'INDEX', and 'FOREX'. The main area displays a list of stocks with filters for Exchange (Hong Kong), List (None), Industry (All), and Opportunity Type (Bullish). A 'SUBSCRIBE' button is highlighted in a yellow box. The table below shows the top 25 matches:

Filters	Company Name	Technical Event	Close at Event
<input type="checkbox"/> ETF <input type="checkbox"/> Stocks with Options	0836:HKEx China Resources Power Holdings Co Ltd Utilities - Independent Power Producers	2020 Jul 06 DAILY Bottom Triangle - Bottom Wedge Intermediate-Term Bullish	9.94 12.40 - 13.00
Market Capitalization ⓘ Columbine Capital Quant Rank ⓘ Price & Volume	2128:HKEx China Lesso Group Holdings Ltd Construction	2020 Jul 06 DAILY Continuation Diamond (Bullish) Intermediate-Term Bullish	10.72 12.60 - 13.00
	1979:HKEx Ten Pan Group Holdings Ltd	2020 Jul 06 DAILY Diamond Bottom	0.78

The screenshot shows the 'Alert Center' interface. At the top, there is a message: 'All alerts will be sent to: Your email address'. Below this, there is a sidebar with options: 'All', 'New Opportunities', 'Symbol', and 'Stop'. The main area displays 'New Opportunities (Subscribed)' and a message: 'Nothing subscribed yet'. Below this, there is a button: 'FILTER TECHNICAL EVENTS'. At the bottom, there is a section for 'Symbol (Alerts)' with the message: 'No alerts'. Below this, there is a message: 'Try searching for technical insight on a specific symbol and turn on ALERTS for technical'.

If you want to check the technical analysis or signals of a specific stock, enter stock symbol or name in the search box.

(TIPS: For Hong Kong stocks symbols which is less than 4 digits, remember to input the "0". For example, for Tencent Holdings Ltd, enter "0700" instead of "700".)



Finally, if you want to learn more about technical analysis knowledge, feel free to click “EDUCATION” and there are many technical indicators, patterns and events for you to learn. If you want to learn more advanced tutorial about the Trading Central platform, check out the official YouTube channel of Trading Central:
<https://www.youtube.com/c/TradingCentral/playlists>

Technical Insight™ ALERT CENTER WATCHLISTS EDUCATION

STOCKS & ETFs INDEX FOREX

Exchange: Hong Kong List: None Industry: All Opportunity Type: Bullish

Top 25 matches SUBSCRIBE

Filters	Company Name	Technical Event	Close at Event
<input type="checkbox"/> ETF <input type="checkbox"/> Stocks with Options Market Capitalization Columbine Capital Quant Rank Price & Volume	0836:HKEx China Resources Power Holdings Co Ltd Utilities - Independent Power Producers	2020 Jul 06 DAILY Bottom Triangle - Bottom Wedge Intermediate-Term Bullish	9.94 12.40 - 13.00
	2128:HKEx China Lesso Group Holdings Ltd Construction	2020 Jul 06 DAILY Continuation Diamond (Bullish) Intermediate-Term Bullish	10.72 12.60 - 13.00
	1979:HKEx Ten Pan Group Holdings Ltd	2020 Jul 06 DAILY Diamond Bottom	0.78